


Platos de ducha / Shower trays / Receveurs de douche / Piatti doccia

BIZONA



ES Instrucciones de montaje

Antes de la instalación del plato de ducha, por favor, comprobar:

- Que el plato desagua correctamente.
- Que no existan anomalías o daños superficiales.

No se aceptarán reclamaciones de producto ya instalado, por lo que es importante revisar este previo a su instalación.

EN Installation guide

Please, before the installation of the shower tray be sure of:

- The shower tray has the drainage correctly.
- The surface of the shower tray is correct and there aren't defects on it.

Take into account that any claim will not be accepted of product that has been installed. Please, is important to check it out before the installation.

FR Consignes de montage

Avant l'installation du plateau de douche, vérifiez attentivement:

- Que la bonde du receveur de douche fonctionne correctement
- Qu'il n'y ait pas de défaut ou que le receveur ne soit pas abîmé

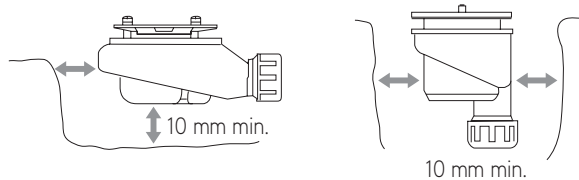
Aucune réclamation ne sera acceptée sur des produits déjà installés, c'est pourquoi il est important de réviser le produit avant son installation.

IT Istruzioni di montaggio

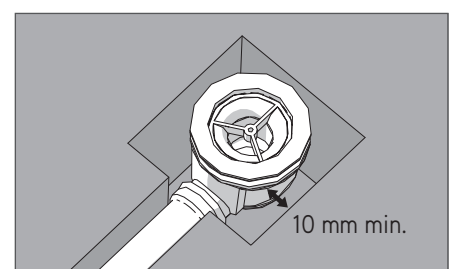
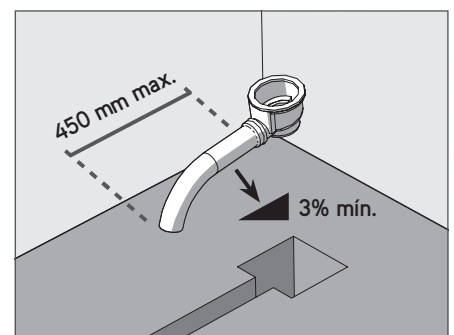
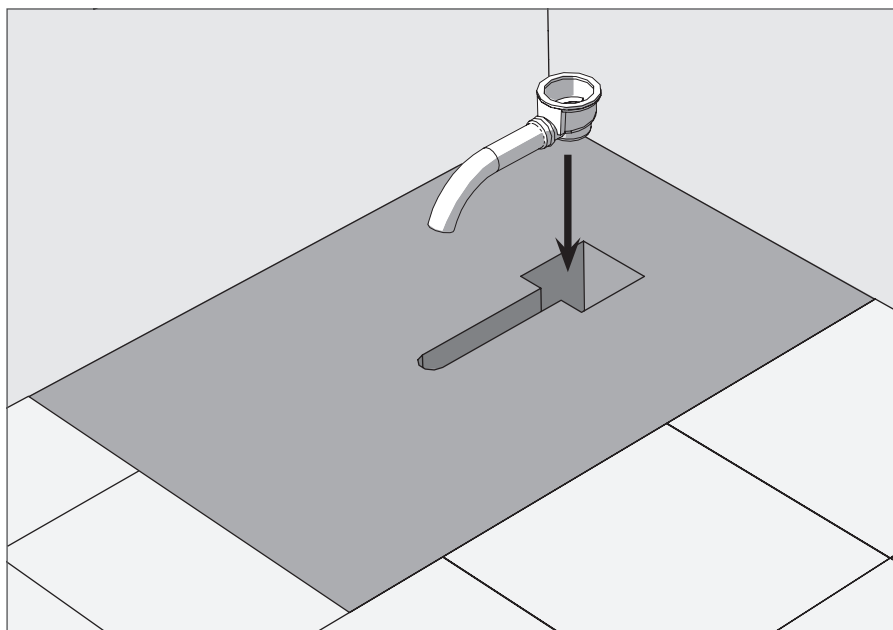
Prima di installare il piatto doccia, si prega di controllare:

- Che il piatto scarichi correttamente.
- Che non ci siano anomalie o danni superficiali.

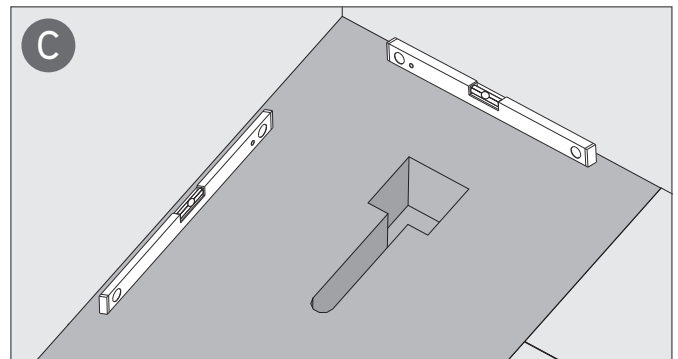
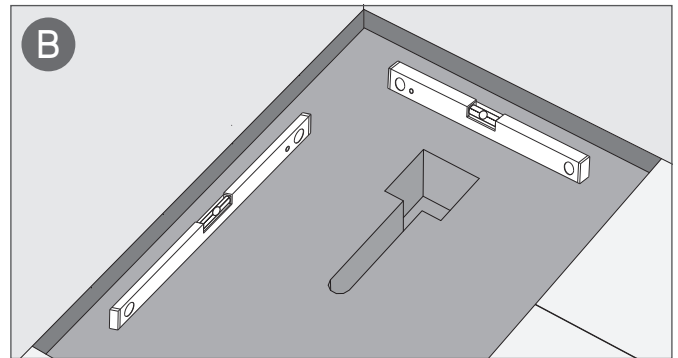
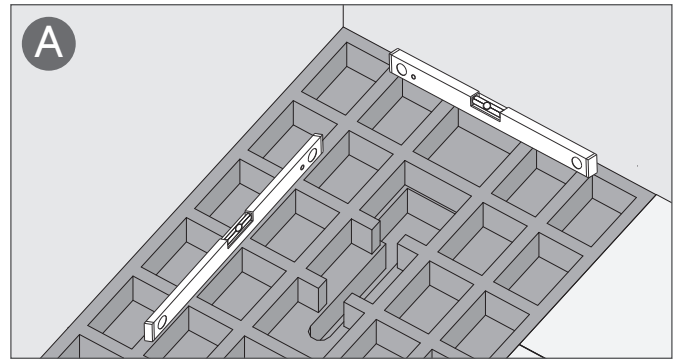
Non si accettano reclami per prodotti già installati, per cui è importante verificarlo prima dell'installazione.



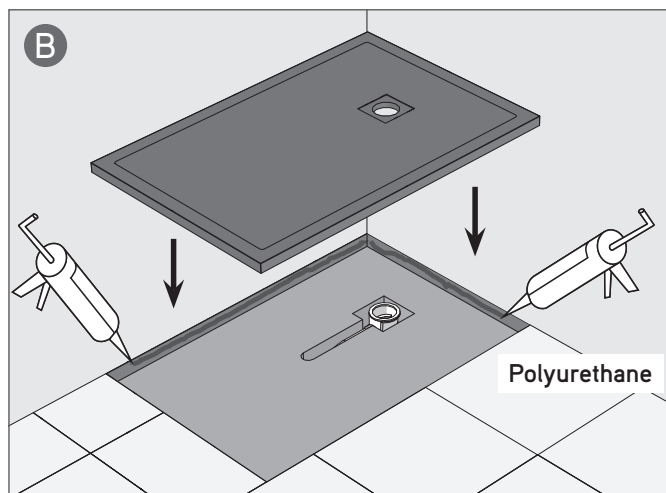
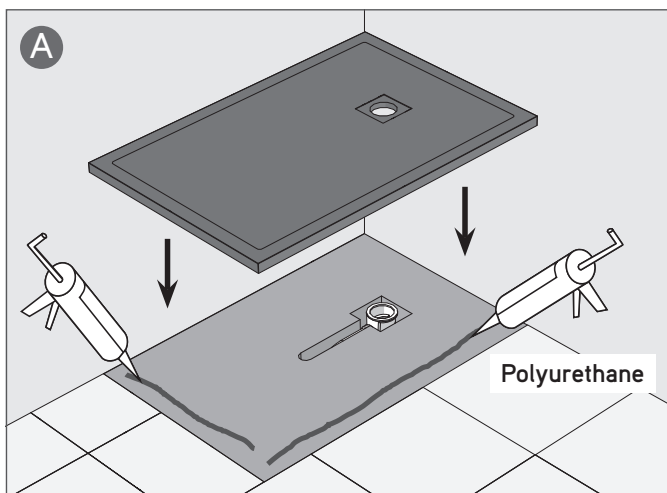
2



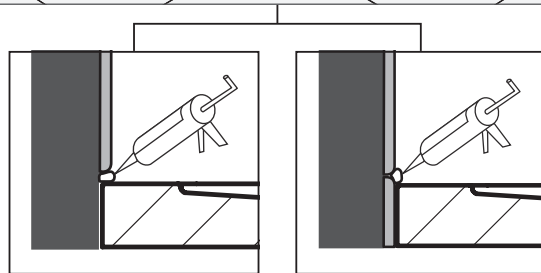
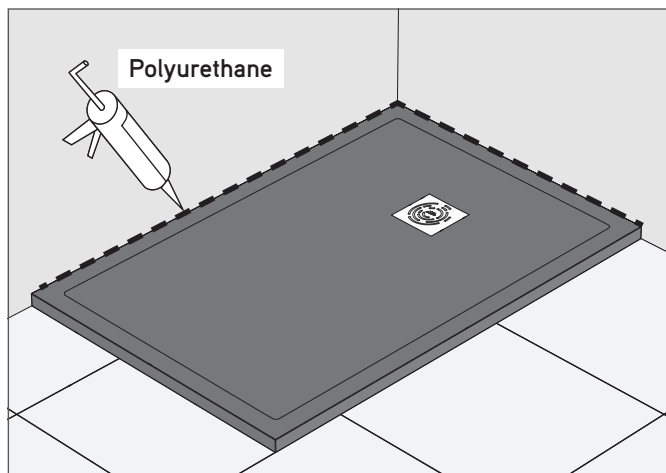
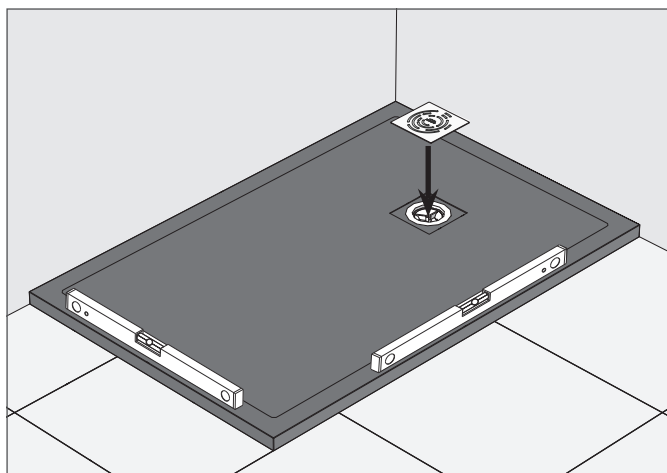
1



3



4



5

