

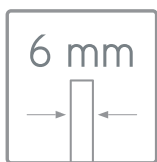


Dos hojas abatibles abisagradas con dos fijos en el mismo plano.  
Vidrio templado securizado 6 mm.  
Apertura abatible exterior (interior bajo pedido).  
Memoria de posición 0 y 90°.  
Pomos de diseño exclusivo.  
Cierre magnético enfundado.  
Juntas estanqueidad.  
Sistema expansión corrector desnivel.  
Tornillos fijación ocultos.

Deux battants avec deux fixes sur le même plan  
Verre sécurisé 6 mm  
Ouverture abattable extérieur.  
Mémoire de position 0 et 90°  
Bouton de design exclusif  
Fermeture avec aimant dans soufflet  
Joints d'étanchéité  
système d'expansion correcteur de dénivelé  
Vis de fixation cachées

Hinged double pivot door with double side panel 6 mm tempered glass.  
6 mm toughened safety glass.  
Outward opening (inward on request).  
Return position 0-90°.  
Exclusive design door Knobs.  
Coated magnetic clasp.  
Water-proof door gasket.  
Compensation profile.  
Hidden fasteners screws.

*Due ante abbattibili abbattibili con due fissi sullo stesso piano*  
*Vetro temperato di sicurezza 6 mm*  
*Apertura abbattibile esterna*  
*Memoria di posizione 0 e 90°*  
*Pomelli dal design esclusivo*  
*Chiusura magnetica inguainata*  
*Guarnizioni*  
*Sistema espansione correttore dislivello*  
*Viti fissaggio nascoste*



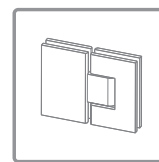
6 mm  
Espesor del vidrio  
Glass thickness  
Verre épaisseur  
Spessore del vetro



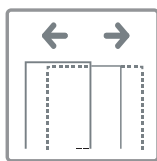
Tornillos ocultos  
Hidden fixation screws  
Vis de fixation cachées  
Viti fissaggio nascoste



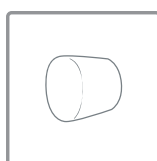
Ancho a medida  
Custom width  
Largeur personnalisée  
Larghezza personalizzata



Dos tipos de bisagra  
Two types of hinge  
Deux types de charnière  
Due tipi di cerniere



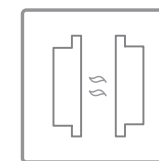
Sistema de expansión  
Compensation profile  
Système d'expansion  
Sistema espansione



Pomo de serie  
Exclusive knobs design  
Bouton de design exclusif  
Pomelli dal design esclusivo



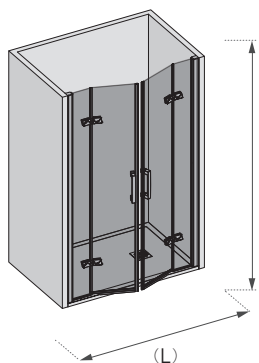
Juntas de estanqueidad  
Water-proof door gasket  
Joints d'étanchéité  
Guarnizioni



Cierre magnético  
Coated magnetic clasp  
Fermeture avec aimant  
Chiusura magnetica



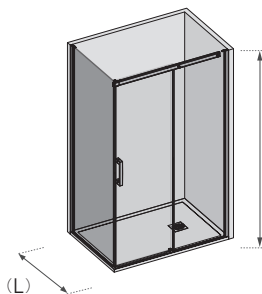
**DIMENSIONES /**  
DIMENSIONS / DIMENSIONS / DIMENSIONI



Altura  
Height  
Hauteur  
Altezza  
190 cm

| Ancho<br>Width<br>Largeur<br>Larghezza<br>(L) |
|---|
| 140 cm  |
| 180 cm  |
| 200 cm  |

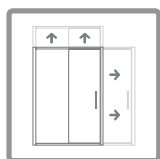
**FIJO VIDRIO 6 MM / SHOWER / DOUCHE / DOCCIA**



Altura  
Height  
Hauteur  
Altezza  
190 cm

| Ancho<br>Width<br>Largeur<br>Larghezza<br>(L) |
|---|
| 50 cm   |
| 90 cm   |
| 120 cm  |

**COMPLEMENTOS /**  
ACCESSORIES / ACCESSOIRES / ACCESSORI



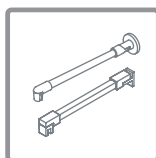
Altura y anchura especial  
Special height and width  
Hauteur et largeur spéciales  
*Altezza e larghezza speciali*



Power clean



Antical estándar  
Easy clean glass standard  
Anti-calcaire standard  
*Anticalcare standard*



Barra estabilizadora  
Support bar  
Barres stabilisatrices  
*Barra stabilizzatrice*



Asa inox.  
Stainless steel handle  
Poignée inox.  
*Maniglia inox.*

**ACABADOS /**  
FINISHES / FINITION / FINITURA

**Cromo & Silver:**  
Transparente  
Carglass  
Mate serigrafía

**Chrome & Silver:**  
Transparent  
Carglass  
Mat sérigraphie

**Chrome & Silver:**  
Clear  
Carglass  
Frosted Decorated

**Cromo & Silver:**  
*Transparent*  
*Carglass*  
*Opaco serigrafía*