

Use and maintenance


WARNINGS

Detergents containing alcohol, strong acids and ketones should not be used to clean these products. If these detergents do come into contact with the products, it is advisable to immediately clean the surface with water and detergent to prevent the formation of permanent stains.

Be careful not to use coloured detergents which could leave pigment residues.



Avoid contact with high colouring products like nail polish, ink, hair tint, self-tanning products, etc., as they may cause permanent stains.



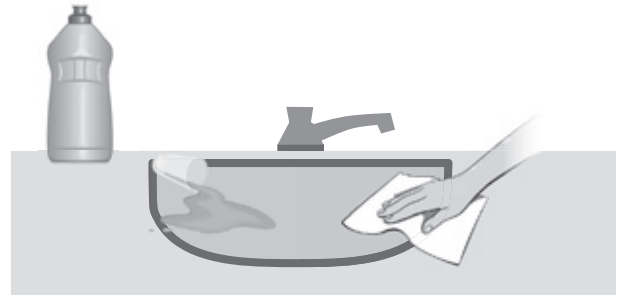
Do not use rags, sponges with wires.
Do not cut or hit the surface. Do not place hot objects on to the product. Do not pour boiling liquids such as oils, water etc.

RECOMMENDED CLEANING PRODUCTS

Soft cotton rags
Soft pads without metal fibres
Bleach,
Ammonium
Detergents
Anti-lime scale product

DAILY CLEANING

Remove the debris with a wet cloth or sponge, using a detergent. Rinse with water and dry with a soft cloth.

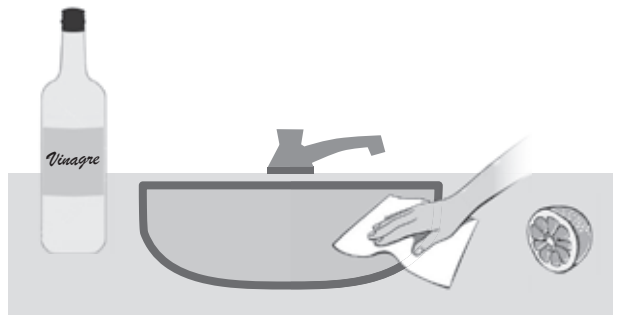


LIME SCALE

Remove lime deposits with a cloth or sponge, using lemon juice or vinegar diluted in water.

For stubborn deposits repeat the operation leaving it on for a maximum time of 20 min.

Rinse with water and dry with a soft cloth.



WASTE

Avoid allowing liquids like coffee or wine to dry on the surface. Immediately remove stains with a cloth or sponge, using a detergent.

For stubborn stains repeat the operation using bleach.

Rinse with water and dry with a soft cloth.